



THE GREAT ZOO HULLABALOO

Written by Mark Carthew

Illustrated by Anil Tortop

Published by New Frontier Publishing



SYNOPSIS

“When Jess and Jack opened the gates to the Zoo, it was strangely deserted. Nobody said BOO!”

Can Jess and Jack discover the mystery of the missing animals?

This magical picture book by award-winning author Mark Carthew, brought to life by Anil Tortop's illustrations, evokes the spirit of adventure in enchanting rhyme.

AUTHOR/ILLUSTRATOR STYLE OR MEDIUM

Mark Carthew's award-winning love of wordplay and rhyme once again cleverly produces an uplifting narrative set in a fun-filled soundscape. *The Great Zoo Hullabaloo!* is bursting with animals celebrating together with music, laughter and play. After opening the gates to find them all gone, two young zookeepers Jess and Jack, have to use their all wits and detective skills to help find the various animals that just love roaming around on the loose!

While the illustrations for *The Great Zoo Hullabaloo!* evolved from initial pencil sketches, the final illustrations were made digitally using Adobe Photoshop. This process involves creating a series of layers, colors and shading based on scene sketches and character outlines. Anil has used both birds-eye and side view perspective to add extra interest to the visual narrative.






THE GREAT ZOO HULLABALOO

Written by Mark Carthew

Illustrated by Anil Tortop

Published by New Frontier Publishing



AUTHOR BACKGROUND INFORMATION

Mark Carthew is an award winning Australian children's author, poet, musician and educator well known for his books and series celebrating language, humour and wordplay. His illustrated play script series VoiceWorks has sold over one million titles worldwide. Mark's picture books include Five Little Owls and The Gobbling Tree - WINNER of Speech Pathology Australia's 2009 Book of the Year Award. Mark is a Board Member of Australian Society of Authors (ASA) and a former May Gibbs Children's Literature Trust Fellow. Mark has a PhD in Writing from Swinburne University and he is both a primary teacher and Adjunct Research Fellow with Swinburne University's Department of Media and Communication. Mark's recent picture books include The Moose is Loose!, illustrated by Matt Stanton published by Harper Collins / ABC Books and Marvin and Marigold: The BIG Sneeze illustrated by Simon Prescott. Mark's upcoming titles include Six Little Ducks illustrated by Mike Spoor and the second book in the Marvin and Marigold series Marvin and Marigold: A Christmas Surprise, New Frontier Publishing (April, 2017).

ILLUSTRATOR BACKGROUND INFORMATION

Anil Tortop was born and raised in Turkey. She moved to Australia in early 2011 and has been trying to get used to the local eight-legged house intruders and slithering visitors to her garden ever since. Anil also works as an animator and character/concept designer, but has been called away from this affair as her relationship with children's books becomes more serious. Nowadays, she lives with her husband in Brisbane. In their small home studio together, they call themselves 'Children's Booksmiths'. Anil loves trying to make bliss balls (if she makes them well enough, she also loves eating them) and the smell of fresh books.

EDUCATIONAL APPLICABILITY


Key themes in this book include animal names, tracks, feathers and plumage; endangered species and zoology; musical instruments and symbols; problem solving, responsibility, visual narrative, perspective and aerial viewpoint (birds-eye view), humour, birthdays, celebrations and surprises!

Literary features include alliteration, meter and rhyme, syllables, question marks, exclamation marks, humour, colloquialisms, onomatopoeia and visual narrative.

STUDY NOTES

Before and during reading the book:

1. Introduce the book – read the title and sub-title and ask students to look closely at the cover illustration. What do they think may happen in the story? Look carefully at the endpapers and title pages. What features can you see? (Note the various animal tracks). What might these tracks represent or mean for the story?






THE GREAT ZOO HULLABALOO

Written by Mark Carthew

Illustrated by Anil Tortop

Published by New Frontier Publishing



2. As you read the opening pages and get into the playfulness of the story, invite the children to look for the fine details in each picture, especially the birds-eye and point of view perspectives provided by the illustrations; and ask them to keep an eye out for the elusive mole!
3. The narrative and illustrations creates some high interest, inquiry based questions E.g.
 - Where did the animals go? WHY?
 - Does anyone know what SCATS are? How are they useful to scientists and researchers?
 - Have you seen animal TRACKS?
 - Do you know which COUNTRIES or regions the animals and birds in this story live? Identify the animals in the story (see activity sheets).
 - Are any of these animals' endangered species? Discuss endangered animals, zoology and animal care - including free range zoos. There are some great resources and units on ENDANGERED species.
For example:-
<http://www.kidsplanet.org/>
<http://www.pinfographics.org/ig/endangered-species/>
 - How many different musical instruments can you see in the pictures? Do you know what the music symbols mean?

After reading the book:


Look back at the first pages.


- Whose scats are they that Jack scooped up into his bucket?



Ask the children: -

1. Does anyone know what a 'hullabaloo' is? (A BIG, NOISY RUCKUS!)
2. What makes a good zoo? Discuss the concept of free range and modern zoos and the associated ethics of zoology.
3. What did the children notice about the words? What sort of story was it? (Rhyming story). Ask the children to identify some of their favourite sections and illustrations. Discuss.
4. Did anyone notice the fidgety mole that dug a big hole? It is in a number of funny places and it is sometimes very hard to see ... you will have to look closely!





THE GREAT ZOO HULLABALOO

Written by Mark Carthew

Illustrated by Anil Tortop

Published by New Frontier Publishing



5. What happened to the carrots on the cake? (The hare ate them all...)



ACTIVITIES

Vimeo - Illustration Design process

Look at the downloadable short Vimeo of how Anil Tortop researched and developed the illustrations.
www.....

Diorama

Children will also have great fun making a diorama featuring their own design of an animal friendly zoo. This could be part of a broader discussion on animal care and welfare in captivity.

Make a poster – Animals, Tracks & Scats!

Animals and their tracks and scats fascinate children and adults alike. Look at the book and identify the animals in the illustrations. (See list below). Discuss their features and country or region of origin.

Which tracks you think belong to which animal? Show on an interactive whiteboard.

Encourage children to research different animals, their tracks and scats. Students could make a poster or pamphlet about selected animals featuring facts such as distribution, size (height and weight), population, lifespan, habitat, diet and threats etc. - with investigations on animal tracks and scats being part of their project, information gathering and sharing.

Present these as a poster display or make a class book with matching pictures!

Animals illustrated in the story :

- Flamingos (Americas & Africa, Europe, Asia)
- Meerkats (Southern Africa)
- Red Kangaroo (Australia)
- Rhino (Africa & Southern Asia)
- Rat
- Owls
- Nightjars
- Elephant (Africa & Asia)
- Hare (Rabbit)
- Snake
- Mole
- Great Green Macaw (South American Parrot) – Note: Endangered species



THE GREAT ZOO HULLABALOO

Written by Mark Carthew

Illustrated by Anil Tortop

Published by New Frontier Publishing



Anagrams

How many words can you find in **Hullabaloo**?

Mix up the letters and try to find more than ten! Eg ball, lull, loo, lab, boo etc

Silhouettes

The last page features some silhouette images of the animals in the story.

Students could match the animal names to the silhouettes in the image.



*They will also have great fun making silhouettes by cutting out black paper and placing on a white background or drawing silhouettes using charcoal, black paint or black pencils.


Musical Instruments + Activity sheet (SEE ATTACHED)

A number of musical instruments are part of the narrative. Identify & discuss their musical features.

Instrument:

- Cymbals
- Drums
- Didgeridoo
- Violin / Fiddle

Ask students to draw or design their own marvellous musical instruments!




THE GREAT ZOO HULLABALOO

Written by Mark Carthew

Illustrated by Anil Tortop

Published by New Frontier Publishing



Music Notation + Activity sheet


There are numerous artistically designed music symbols scattered throughout the illustrations; including crotchets, quavers, semiquavers, minims, triplets, semibreves and some dotted variations. Explore and discuss.

	G clef
	Whole / Semibreve note
	Half / minim note
	Quarter / Crotchet note
	Eighth / Quaver note
	16th Semiquaver note
	Ottava alta

Perspective – Art & design – Birds Eye View!


Look at the various birds' eye (aerial) perspectives through the book. Discuss the design principals and ask students to draw a birds-eye view of the classroom, library, a room in their house or any other place of their choice.





THE GREAT ZOO HULLABALOO

Written by Mark Carthew
Illustrated by Anil Tortop
Published by New Frontier Publishing



Music Making – Hooters & Hummers!

Students can design their own hooters or hummers! There are lots of good websites showing how to make homemade instruments. Explore & Have fun!

Author Study

As well as being a children's author, Mark Carthew is a poet, playwright, musician, primary teacher and university lecturer. Find some other Mark Carthew books, poems, songs and series in the school library or Internet. Find out more about Mark by checking his website and the acrostic style poem about Mark markcarthew.com.au/about. Make up your own in a similar rhyming style weaving your name throughout a poem. Also check the fun activities pages at markcarthew.com.au/funstuff

Illustrator Study

For more information on Anil Tortop's work and illustrations visit behance.net/aniltortop

MARKETING AND SELLING POINTS

- The Great Zoo Hullabaloo! encourages children to learn about different animals, endangered species and animal care along with investigating animal facts, tracks and scats!
- The story also arouses interest in musical instruments and symbols and the joy of shared celebrations and community.
- Classic rhyme and playful text in the style of Dr Suess.
- Mark Carthew has previously won Speech Pathology Australia's Book of the Year Award for *The Gobbling Tree*, along with shortlisting's for *Five Little Owls* and *Wicked Wizards & Leaping Lizards*. His anthology *Can You Keep a Secret? Timeless Rhymes to Share & Treasure* was a CBCA Notable for Early Childhood. Mark's illustrated play script series *VOICEWORKS* has sold over a million copies worldwide.
- Mark is currently writing a song to go with the title.
- Anil Tortop is one of Australia's most exciting new illustrators.

TIME-LAPSE VIDEO

Illustrator Anil Tortop has provided a special time-lapse image from *The Great Zoo Hullabaloo!* to show how she creates picture spreads using both research and layering of colours.

Download the time-lapse video here: www.....

View as a class and ask students to look for any design and colour changes that were made during the construction of this spread. Note how Anil researches real images to reference her caricatures.

BOOK TRAILER & ANIMATION

Anil Tortop is also a professional animator. Check out her cleverly designed and animated, short book trailer here:- www.....

Discuss the features of the trailer and how the animation and music work together to create interest in a short timeframe. Student's could research, design and share back their own book trailers.

There are an increasing number of accessible (and free) apps that allow both image and sound creation such as Animoto,



THE GREAT ZOO HULLABALOO

Written by Mark Carthew

Illustrated by Anil Tortop

Published by New Frontier Publishing



Masher, Fliptime, Soundsnap etc.

A wonderful resource for teachers and students is the Ipswich District Teacher-Librarian Network's Book Trailer Resource:
idtl.net.au/book-trailers.php

Here is another useful link:

www.freetech4teachers.com/2011/08/5-free-tools-for-creating-video-book.html#.WH_ej5L9vdA

Like all school web resources and apps, make sure you check and research all links before sharing with students. Have fun!



DESIGN & DRAW YOUR OWN MUSICAL INSTRUMENT

www.newfrontier.com.au



NAME THE MUSICAL SYMBOLS


















ANIMAL RESEARCH

Animal Name:

Drawing of the animal:

Where does this animal live?

How big is this animal and what does it look like?

What does this animal eat?

Interesting fact #1:

Interesting fact #2:

Threats:

